


# TEMPLATE

*Bad Things*  
**TEMPLATES**

You don't need any special skills to create our templates. Download and print them (either full size or as pieces that can be tiled together) from [marthastewart.com/halloween](http://marthastewart.com/halloween). Or copy these on a photocopier (some are actual size, while others require enlarging).



SHOCKING SILHOUETTES

Photocopy templates at 165 percent.

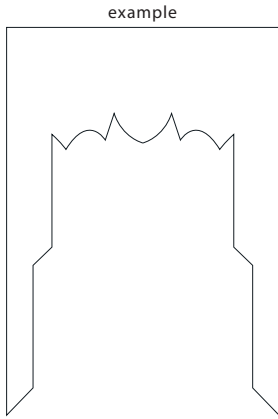


CREEPY CONTAINERS

Photocopy clip art at 120 percent.

bottom illustration: adam m cauley

# TEMPLATE



example

**DREARY DRAPES**  
 Download full-size template from [marthastewart.com/halloween](http://marthastewart.com/halloween), or use these as a guide to draw your own.



top



side




**SHIVERING BATS SHADE**  
 and **BEDECKED WITH BATS**  
 Enlarge template to fit projects.



**FRIGHTFUL BITES**

Enlarge templates to fit cookies.



**WRECK THE HALLS**






Photocopy templates at approximately 300 to 400 percent.



**BLACK MAGIC**  
to fit pumpkin.

Enlarge template

# TEMPLATE




FEATHERED FIENDS

For instructions, see how-tos on page 38.




PUMPKIN PRINTS

Enlarge templates to fit pumpkins.



BAT BAND Photocopy template at 100 and 125 percent.


# TEMPLATE




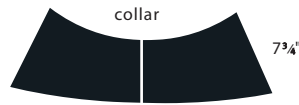
SPIDER SHADES Enlarge template to fit glasses.



TOMBSTONE TREATS Enlarge templates to fit bags.



GHOSTLY GRAVEYARD Enlarge templates to fit pumpkins.



MARTHA'S GLAMPIRE COSTUME Photocopy templates to measurements above (approximately 1500 percent); tape collar together along flat edges. See page 4 for how-to.